

13th May 2020

**National
Numeracy
Day**

Colour the Shapes

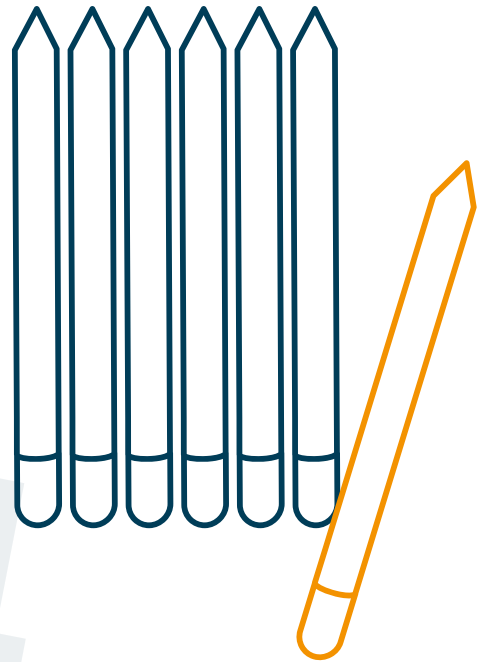
What you will need:

- Colouring pens / pencils
- Scissors (for additional activity)

A simple colouring activity for your little ones. Print the following sheet and take some time out for yourself whilst they bring these shapes to life with colour.

For an additional activity, try counting how many sides each shape has.

You could cut them out and put them into groups according to how many sides they have.



School level: Y1/P2

Brought to you by



Founding supporter



One of the best ways you can support your children's learning is to make sure you are confident with your numbers.

Find out how at [numeracyday.com](https://www.numeracyday.com)


For use by the purchasing institution only.
Copyright © National Numeracy 2015. Commercial copying, hiring and lending is prohibited.

Registered charity no: 1145669

13th May 2020

National
Numeracy
Day

Colour the Shapes



School level: Y1/P2

Brought to you by



Founding supporter



One of the best ways you can support
your children's learning is to make sure
you are confident with your numbers.

Find out how at [numeracyday.com](https://www.numeracyday.com)

For use by the purchasing institution only.
Copyright © National Numeracy 2015. Commercial
copying, hiring and lending is prohibited.

Registered charity no: 1145669

13th May 2020

**National
Numeracy
Day**

Numbers challenge

Do you have a clock in your house?

Can you read all the numbers?

Where else in the house can you find numbers?

Can you find some in every room in the house?

What numbers can you find?

Look carefully, some of them might be hidden.

Write down some of the numbers you find and draw what they are on...



Curriculum Link: To read and write numbers to 20.

School level: Y1/P2

Brought to you by

NN National
Numeracy

Founding supporter

KPMG

**One of the best ways you can support
your children's learning is to make sure
you are confident with your numbers.**

Find out how at numeracyday.com

For use by the purchasing institution only.
Copyright © National Numeracy 2015. Commercial
copying, hiring and lending is prohibited.

Registered charity no: 1145669

13th May 2020

**National
Numeracy
Day**

Sharing a picnic


Think of a picnic which two children are going to share equally – what will they each have?

How could we share the pizza fairly?

What about a bowl of tomatoes?

A bunch of grapes? One apple? A cake?

What would you have in your picnic that could be shared with a friend? Draw a picture and show how it could be shared.



Curriculum Link: Recognise, find and name half as one of two equal parts; recognise two quarters are the same as a half.

School level: Y1/P2

Brought to you by

NN National
Numeracy

Founding supporter

KPMG

One of the best ways you can support your children's learning is to make sure you are confident with your numbers.

Find out how at [numeracyday.com](https://www.numeracyday.com)

For use by the purchasing institution only.
Copyright © National Numeracy 2015. Commercial copying, hiring and lending is prohibited.

Registered charity no: 1145669